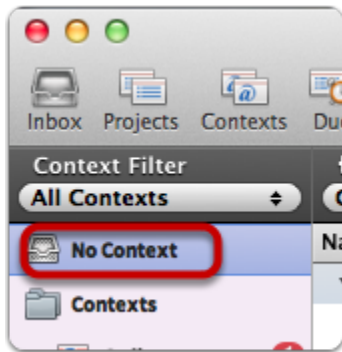


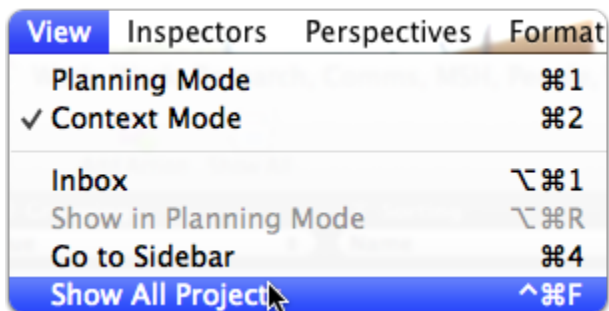
Creating A No-Context Perspective

Show all No Context tasks

1. Switch to context view
2. Click on "No Context"



Show All Projects




Perspective Configuration

Create your perspective and set it's options.

Make sure you have "Focus" and "Selection" picked; the rest is up to your taste.

Perspectives

Choose an icon or drop in any image: 

Click to record shortcut

View Mode:

Project Context

Restore:

- ☒ Focus
- ☒ Layout
- ☒ Expansion
- ☒ Selection
- ☐ Settings from a Project mode perspective: None

☐ Always open in a new window
Hold Option while opening to reverse this setting

Focus:
No Focus

Context Sidebar Filter:
Remaining

Group Actions By:
Project

Sort Actions By:
Name

Availability:
Any Status

Status:
Any Status

Duration:
Any Duration